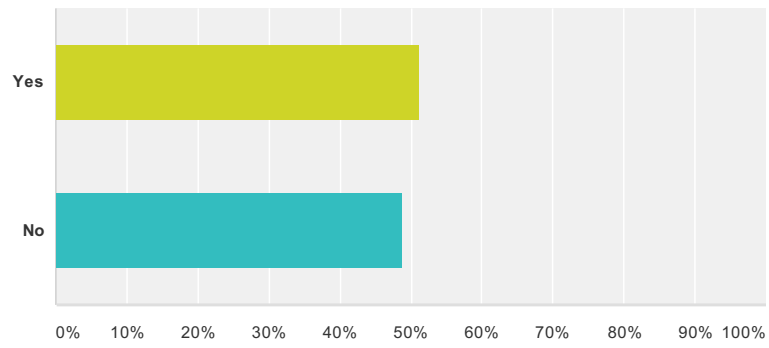


NL Community Entry 2014

Q1 1. Are you aware of the New London Community & Campus Coalition (NLCCC)?

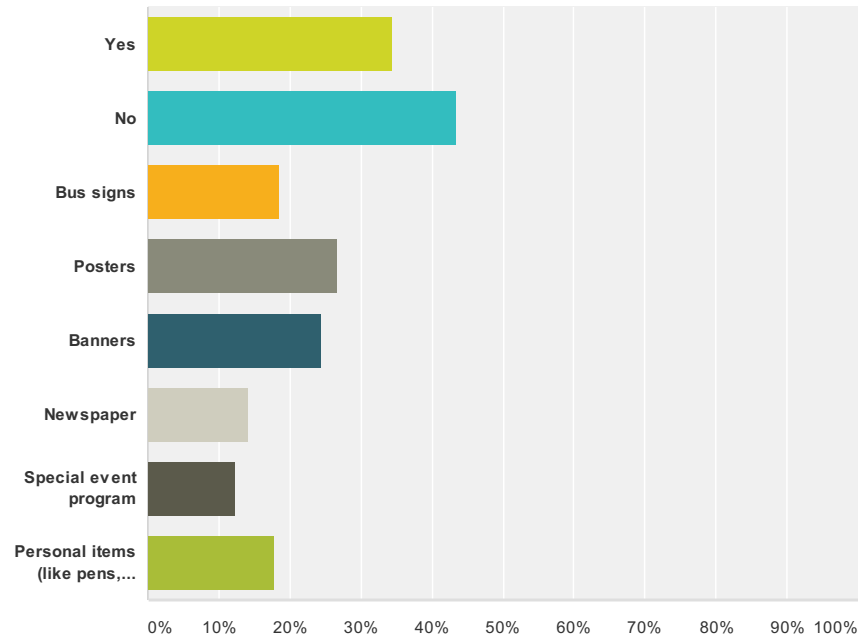
Answered: 528 Skipped: 6



Answer Choices	Responses	
Yes	51.14%	270
No	48.86%	258
Total		528

Q2 2. Have you noticed NLCCC messages on any of the following? (check all that apply).

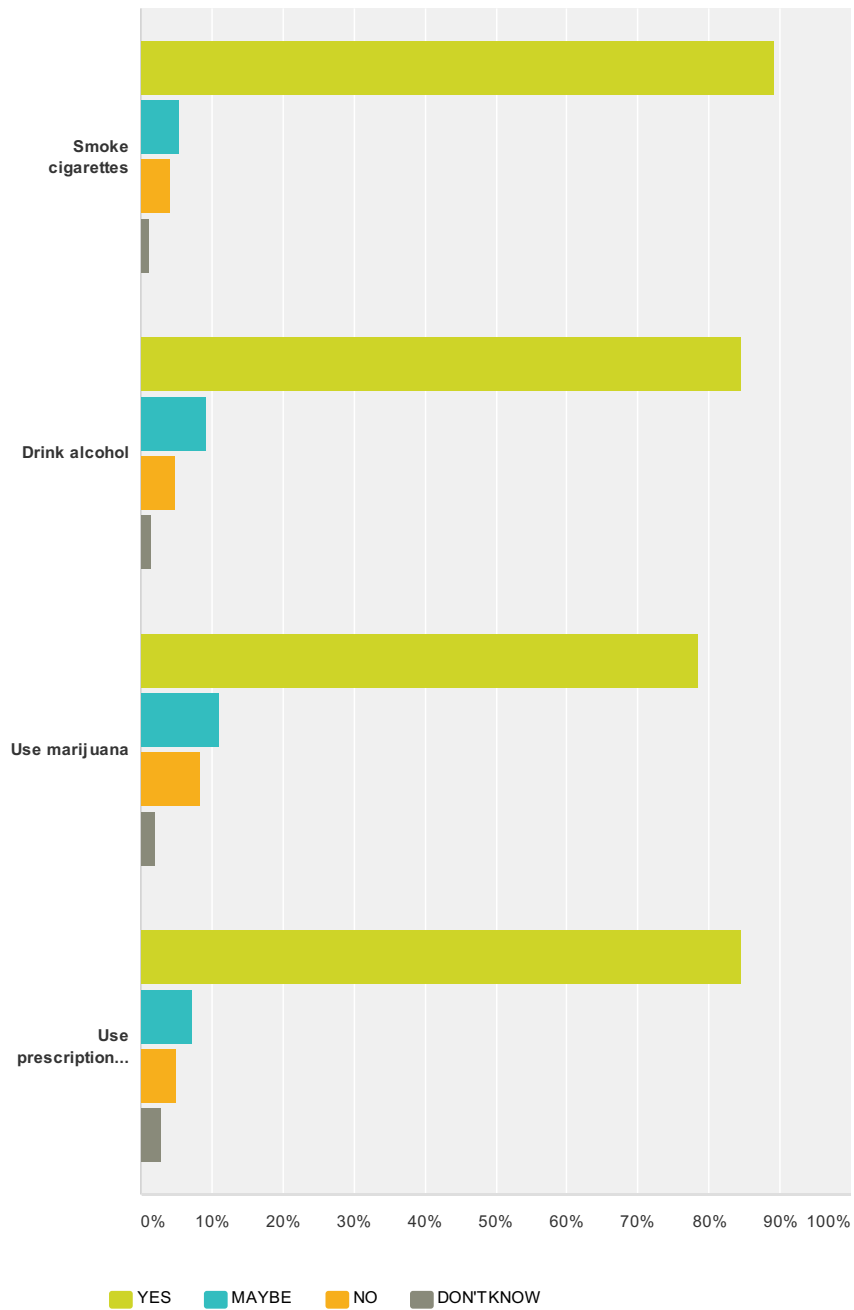
Answered: 524 Skipped: 10



Answer Choices	Responses	Count
Yes	34.54%	181
No	43.51%	228
Bus signs	18.51%	97
Posters	26.72%	140
Banners	24.43%	128
Newspaper	14.12%	74
Special event program	12.40%	65
Personal items (like pens, bracelets)	17.75%	93
Total Respondents: 524		

Q3 3. I think teenagers risk harming themselves if they:

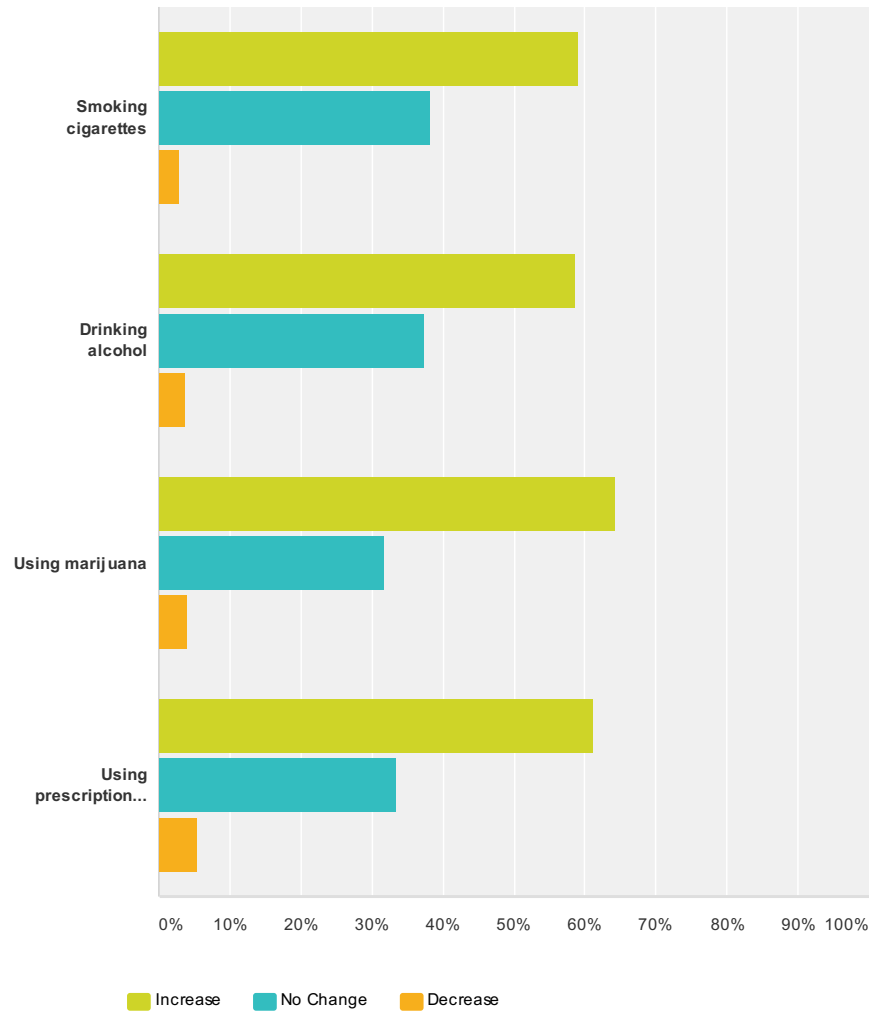
Answered: 532 Skipped: 2



	YES	MAYBE	NO	DONTKNOW	Total
Smoke cigarettes	89.08% 473	5.46% 29	4.14% 22	1.32% 7	531
Drink alcohol	84.56% 449	9.23% 49	4.71% 25	1.51% 8	531
Use marijuana	78.57% 418	11.09% 59	8.27% 44	2.07% 11	532
Use prescription drugs without own Rx	84.56% 449	7.34% 39	5.08% 27	3.01% 16	531

Q4 4. Over the past year do you believe your perception of the risk of harm to teens has changed:

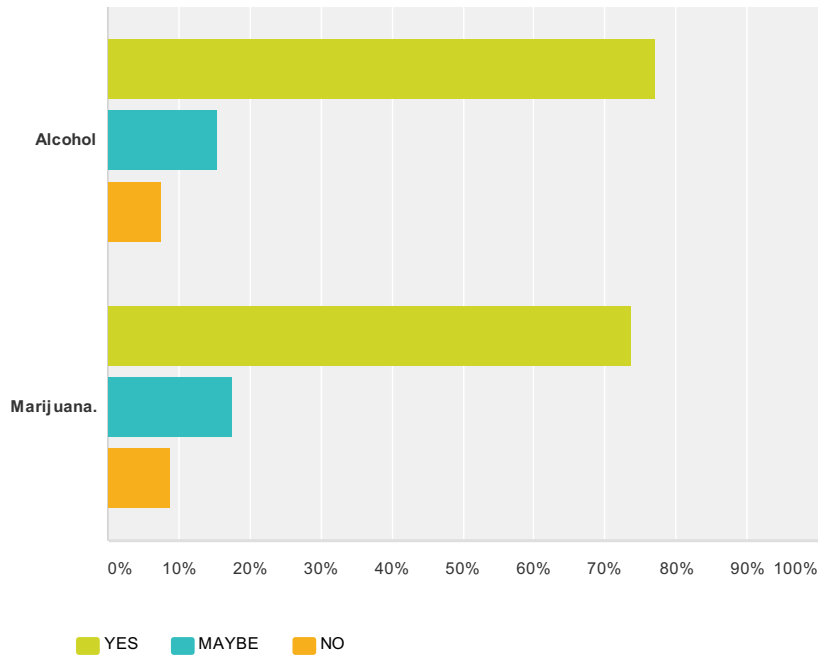
Answered: 528 Skipped: 6



	Increase	No Change	Decrease	Total
Smoking cigarettes	59.01% 311	38.14% 201	2.85% 15	527
Drinking alcohol	58.75% 309	37.45% 197	3.80% 20	526
Using marijuana	64.31% 337	31.68% 166	4.01% 21	524
Using prescription drugs without own Rx	61.15% 318	33.46% 174	5.38% 28	520

Q5 5. I know A LOT about teenager's physical and mental development and how they are affected from regular use of:

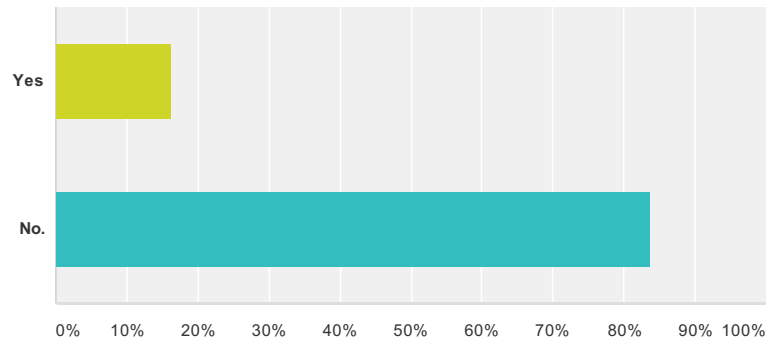
Answered: 532 Skipped: 2



	YES	MAYBE	NO	Total
Alcohol	76.98% 408	15.47% 82	7.55% 40	530
Marijuana	73.67% 389	17.61% 93	8.71% 46	528

Q6 6. I think teenagers should be allowed to drink, so they learn how to drink responsibly.

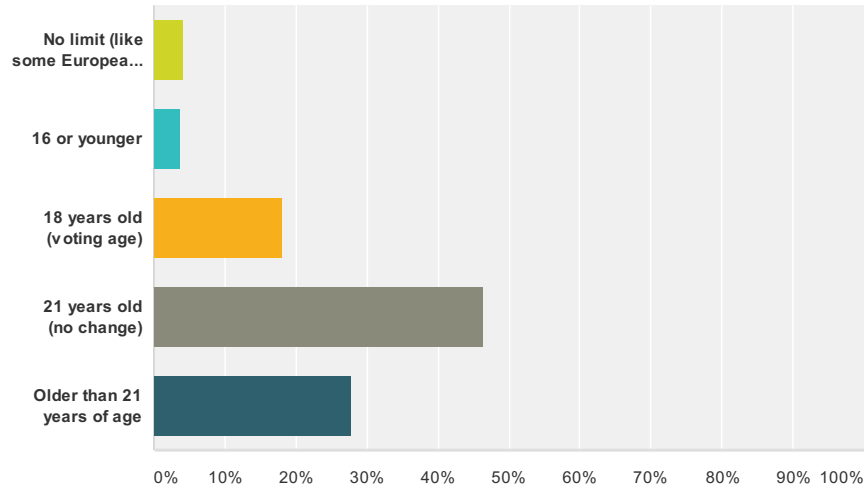
Answered: 531 Skipped: 3



Answer Choices	Responses	
Yes	16.20%	86
No.	83.80%	445
Total		531

Q7 7. What do you think the legal age for drinking should be?

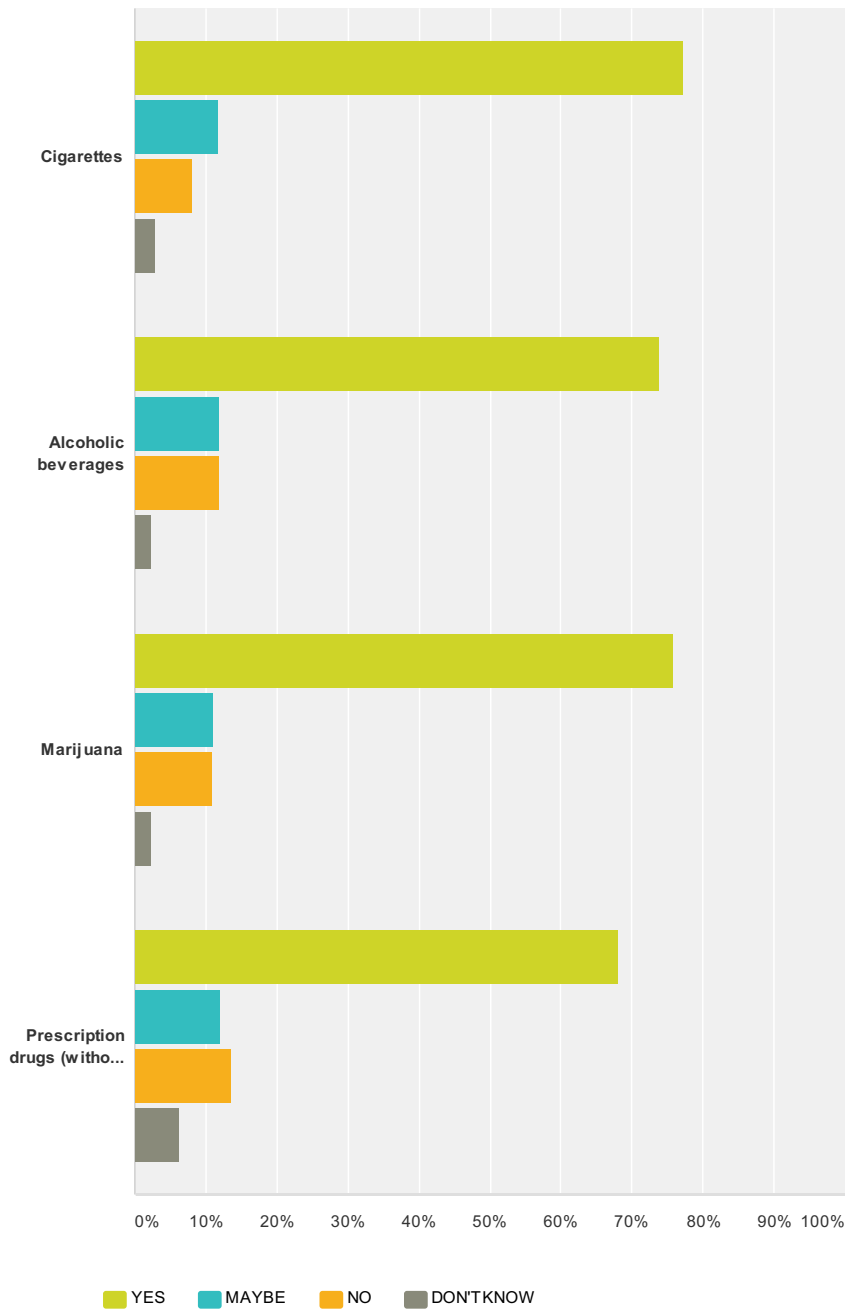
Answered: 519 Skipped: 15



Answer Choices	Responses	
No limit (like some European countries)	4.24%	22
16 or younger	3.66%	19
18 years old (voting age)	18.11%	94
21 years old (no change)	46.24%	240
Older than 21 years of age	27.75%	144
Total		519

Q8 8. Do you think it would be EASY for a teenager to get:

Answered: 518 Skipped: 16

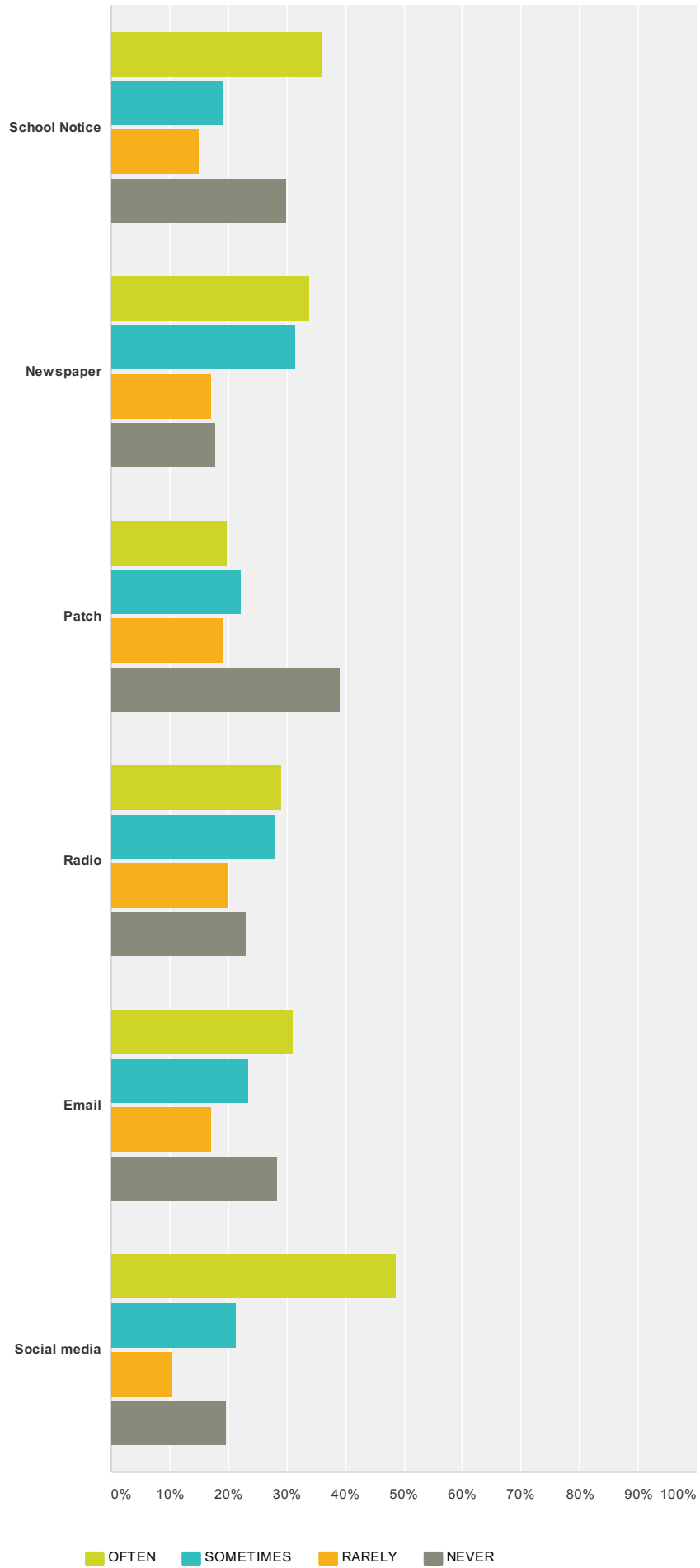


	YES	MAYBE	NO	DONTKNOW	Total
Cigarettes	77.28% 398	11.65% 60	8.16% 42	2.91% 15	515
Alcoholic beverages	73.98% 381	11.84% 61	11.84% 61	2.33% 12	515
Marijuana	75.68% 389	11.09% 57	10.89% 56	2.33% 12	514
Prescription drugs (without own Rx)	68.04% 347	12.16% 62	13.53% 69	6.27% 32	510

**Q9 9. How do you find out about events in
New London?**

Answered: 515 Skipped: 19

NL Community Entry 2014



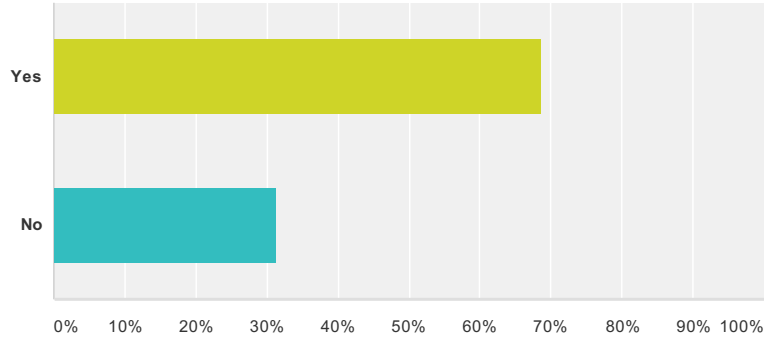
NL Community Entry 2014

	OFTEN	SOMETIMES	RARELY	NEVER	Total
School Notice	35.90% 163	19.16% 87	14.98% 68	29.96% 136	454
Newspaper	33.75% 162	31.46% 151	17.08% 82	17.71% 85	480
Patch	19.82% 88	22.07% 98	19.14% 85	38.96% 173	444
Radio	29.00% 134	27.92% 129	20.13% 93	22.94% 106	462
Email	31.11% 140	23.33% 105	17.11% 77	28.44% 128	450
Social media	48.61% 228	21.32% 100	10.45% 49	19.62% 92	469

NL Community Entry 2014

Q10 10. Are you a resident of New London?

Answered: 518 Skipped: 16

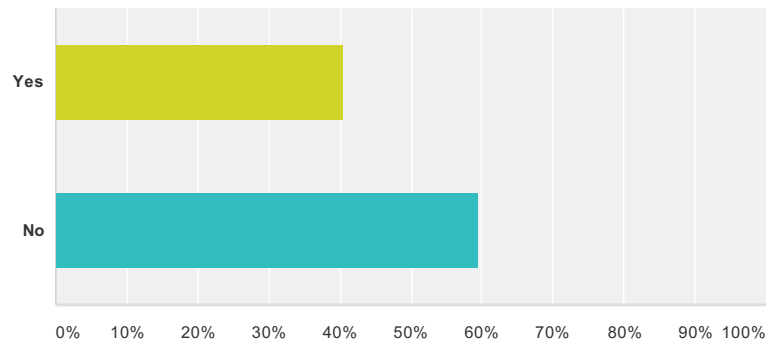


Answer Choices	Responses	
Yes	68.73%	356
No	31.27%	162
Total		518

NL Community Entry 2014

Q11 11. Are you the parent of child under 21 years old?

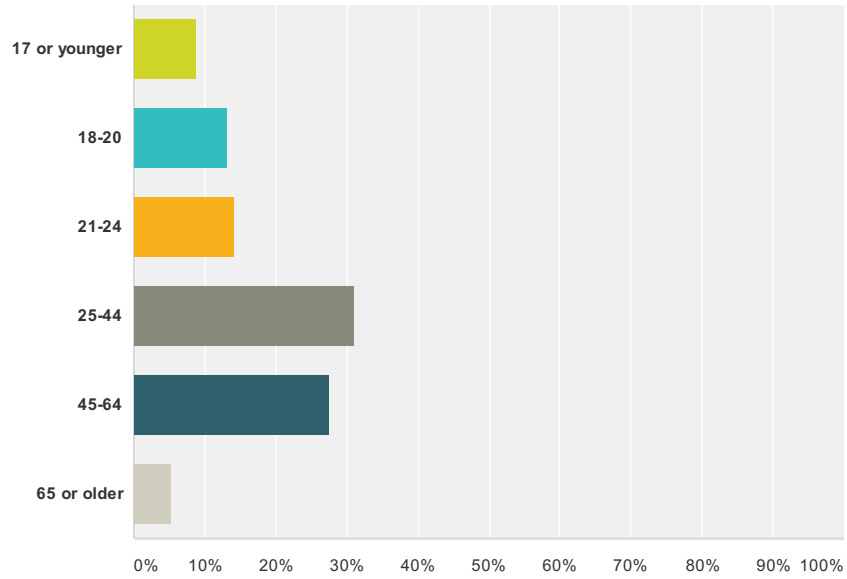
Answered: 506 Skipped: 28



Answer Choices	Responses
Yes	40.51% 205
No	59.49% 301
Total	506

Q12 How old are you?

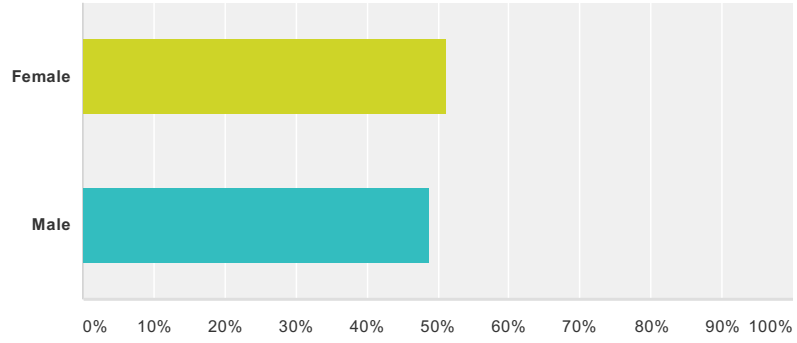
Answered: 518 Skipped: 16



Answer Choices	Responses	Count
17 or younger	8.69%	45
18-20	13.13%	68
21-24	14.29%	74
25-44	31.08%	161
45-64	27.61%	143
65 or older	5.21%	27
Total		518

Q13 13. Your gender?

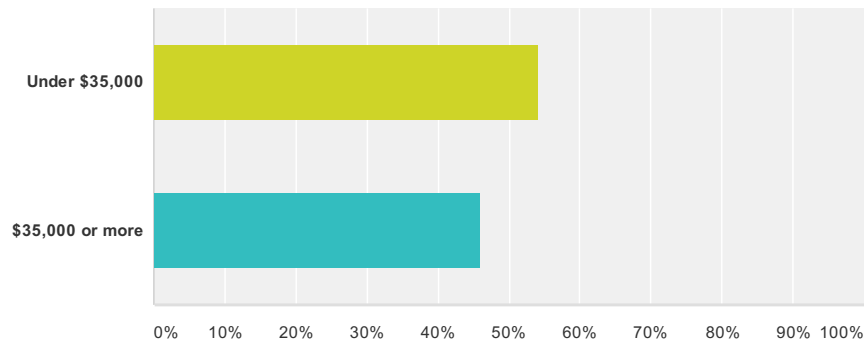
Answered: 511 Skipped: 23



Answer Choices	Responses	
Female	51.08%	261
Male	48.92%	250
Total		511

Q14 14. Your total household income, before taxes?

Answered: 457 Skipped: 77



Answer Choices	Responses	
Under \$35,000	54.05%	247
\$35,000 or more	45.95%	210
Total		457